

# CLINICAL CASE STUDY

Application Method & Useful Parameters  
for Frequent Indication

Single needle  
Thermo-coagulation technique



Fractional Micro-needle  
RF technique



Fractional Er:Glass  
1540 laser



## ALL CLINICAL DATA PRESENTED BY DR.EVREN GÖKEŞME and DR. MUSTAFA BAYRAM



DR.EVREN GÖKEŞME

"Secret DUO is the device that I use mostly in my clinic with its wide treatment indication, high patient satisfaction and quality. I can get good results even in hard cases with perfect collaboration of 1540 Er:Glass mode and Fractional RF Micro-needling."



DR. MUSTAFA BAYRAM

"Secret DUO is one of the devices which I extensively use in daily practice. The satisfaction of the patients increased considerably after I started using the device. I recommend it with peace of mind because of its successful clinical outcome in active acne, acne scar, facial rejuvenation and the other indications. By the way, we should not forget the effective power of SmartCure."

# CASE STUDY INDICATION

---

- **Acne Scars**
- **Scars + Pore Reduction**
- **Stretch Marks**
- **Thread Vein + Scars**
- **Eye bag & Neck tightening**

# ACNE SCARS

---

## Secret DUO

### Combination treatment

- Fractional Radiofrequency + Er-Glass laser; 3 sessions
- TCA Cross; 1 session

# ACNE SCARS



## PHASE

# 1

Fractional Radiofrequency – RF Micro-needling MODE

1. Pass - %50 intensity, 3.0 mm depth, 300 ms RF time
2. Pass - %40 intensity, 2.8 mm depth, 300 ms RF time
3. Pass - %40 intensity, 2.5 mm depth, 250 ms RF time

Er:Glass 1540 Hand piece – 1540 MODE

Fluence: 13.2mJ  
Distance: 0.5mm  
No of i-stack: 1<sup>st</sup>  
Pattern: Random Scanning mode  
No of Pass: 2

## PHASE

# 2

## PHASE

# 3

**TCA CROSS 1 SESSION**

# ACNE SCARS + PORE

---

## Secret DUO

### Combination Treatment

- Fractional Radiofrequency + Er-Glass laser; 3 sessions
- Semi-cross Linked Skinbooster; 3 sessions

# ACNE SCARS + PORE



PHASE

1

Fractional Radiofrequency – RF Micro-needling MODE

1. Pass - %50 intensity, 3.5 mm depth, 300 ms RF time
2. Pass - %40 intensity, 3.0 mm depth, 300 ms RF time
3. Pass - %40 intensity, 2.5 mm depth, 250 ms RF time

Er:Glass 1540 Hand piece – 1540 MODE

Fluence: 15.6 mJ  
Distance: 1.2 mm  
No of i-stack: 2<sup>nd</sup>  
Pattern: Random Scanning mode  
No of Pass: 2

PHASE

2

PHASE

3

**Semi-cross Linked Skin booster; 3 sessions**

# ACNE SCARS

---

## Secret DUO

### Combination Treatment

- Fractional radiofrequency + PRP; 3 sessions



# ACNE SCARS



## Fractional Radiofrequency – RF Micro-needling MODE

1. Pass - %40 intensity, 3.0 mm depth, 300 ms RF time
2. Pass - %40 intensity, 2.5 mm depth, 250 ms RF time
3. Pass - %40 intensity, 2.0 mm depth, 200 ms RF time

PHASE

1

PHASE

2

PRP

# STRETCH MARKS

---

**Secret** DUO

Combination Treatment

- Fractional radiofrequency+ Er-Glass laser + PRP; 3 sessions

# STRETCH MARKS



Photo © DR.EVREN GÖKEŞME



Photo © DR.EVREN GÖKEŞME

## PHASE

# 1

Fractional Radiofrequency – RF Micro-needling MODE

1. Pass - %50 intensity, 3.5 mm depth, 350 ms RF time
2. Pass - %40 intensity, 3.0 mm depth, 300 ms RF time
3. Pass - %40 intensity, 2.5 mm depth, 250 ms RF time

Er:Glass 1540 Hand piece – 1540 MODE

1. 15.6mJ, 1.2mm distance, 2<sup>nd</sup> i-stack, random scanning; 1 Pass
2. 13.2mJ, 0.5mm distance, 1<sup>st</sup> i-stack, random scanning; 2 Pass

Total number of Pass: 3

## PHASE

# 2

## PHASE

# 3

PRP

# THREAD VEIN + SCARS

---

**Secret** DUO

Combination Treatment

- SmartCure, Single needle Tech + Fractional radiofrequency

# THREAD VEIN + SCARS



PHASE

1

SmartCure – Insulated subcision needle for depressed scars

27G - %50 intensity

PHASE

2

Smart cure – Insulated single coagulation needle for vein

K3i - %50 intensity, CW w/ touch up skill

PHASE

3

Fractional Radiofrequency – RF Micro-needling MODE

1. Pass - %50 intensity ,2.5 mm depth, 250 ms RF time

2. Pass - %50 intensity, 2.7 mm depth, 250 ms RF time

3. Pass - %40 intensity, 2.0 mm depth, 200 ms RF time

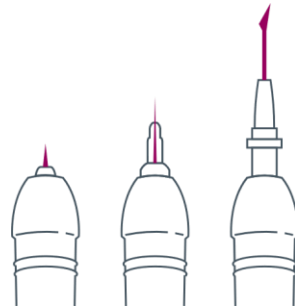
# THREAD VEIN

---

**SmartCure™**

Single Treatment

- Single needle thermo-coagulation Technique; K3i
- Touch up skill





# THREAD VEIN



Photo © DR. MUSTAFA BAYRAM



Photo © DR. MUSTAFA BAYRAM

## PHASE 1

SmartCure – Insulated single needle coagulation for vein

K3i - %50 intensity , RF Duration CW w/ touch up skill

Application Method;

- 1) No anesthesia to find the coagulation point
- 2) Patients should hold the neutral electro during treatment
- 3) Retouching is available after 4 weeks

Total 2 sessions

# THREAD VEIN



## PHASE 1

SmartCure – Insulated single needle coagulation for vein  
K3i - %50 intensity , RF Duration CW w/ touch up skill  
Total 1 session



# THREAD VEIN



## PHASE 1

SmartCure – Insulated single needle coagulation for vein  
K3i - %50 intensity , RF Duration CW w/ touch up skill  
Total 1 session

# THREAD VEIN



PHASE

1

SmartCure – Insulated single needle coagulation for vein

K3i - %50 intensity , RF Duration CW w/ touch up skill

Total 2 sessions

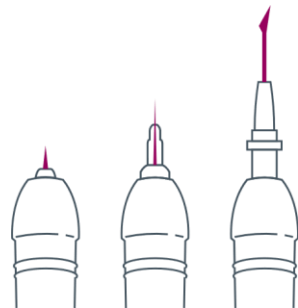
# EYE BAG

---

**SmartCure™**

Single Treatment

- Single needle thermo-coagulation Technique; 28G Cannula



# EYE BAG



## PHASE 1

SmartCure – Insulated blunt cannula for eye bag

28G - %30 intensity , 30ms RF Duration, Pulse/ VC mode

Application Method;

- 1) 10cc (4cc lidocaine + 6cc normal saline) local anesthesia
- 2) Make the entrance hole by 18G puncture needle
- 3) Patients should hold the neutral electro during treatment
- 4) Apply the cannula to the deeper layer first and then to the superficial layer
- 5) The cooling by ice pack immediately after treatment

Total 1 session

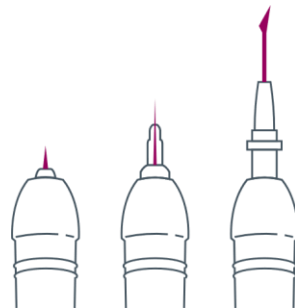
# NECK TIGHTENING

---

**SmartCure™**

Single Treatment

- Single needle thermo-coagulation Technique; 19G Cannula





# NECK TIGHTENING



## PHASE

# 1

SmartCure – Insulated blunt cannula for double chin

19G - %40 intensity , RF Duration CW w/ VC mode

Application Method;

- 1) 10cc (4cc lidocaine + 6cc normal saline) local anesthesia
- 2) Make the entrance hole by 18G puncture needle
- 3) Patients should hold the neutral electro during treatment
- 4) Approx. 60 shots is ideal for proper treatment
- 5) Apply the cannula to the deeper layer first and then to the superficial layer
- 6) The cooling by ice pack immediately after treatment

Total 1 session

**THANK YOU**