

The background of the entire page is a close-up, shallow depth-of-field photograph of several pieces of clear glass laboratory glassware, including round-bottom flasks and test tubes, some containing clear liquids. The lighting is bright and clean, creating a professional scientific atmosphere.

suisselle 
beauty ■ science ■ innovation

The Science behind

CHAC technology

CELLBOOSTER®



ABOUT SUISSELLE

suissele 
beauty • science • innovation



SUISSELLE: A Science-Driven Swiss Company

Founded in **2010**




MASTERED In-house Production
with **2** clean rooms

CE-marked portfolio of dermal Fillers and
Injectable Boosters

Suisselle's originality & uniqueness =

THE PATENTED¹
CHAC TECHNOLOGY



Highest **PURITY & QUALITY** of
selected HA, amino acids, vitamins
and nutrients



Highest **QUALITY STANDARDS**
of R&D and manufacturing²



100% PURE ACTIVE COMPLEXES to
match the skin's innate physiology

SUISSELLE: Driven by 3 Main Core Values

INNOVATION



Our R&D department is fully dedicated to developing new technologies (ex. with the CHAC technology) **to design innovative and cutting-edge aesthetic solutions**

EXCELLENCE



QUALITY, SAFETY & EFFICACY guide our product development process.

=> SUISSELLE's products are designed with the patients' safety and skin health in mind and made in accordance with the **highest quality standards of cosmetics and medical device manufacturing**¹

CUSTOMER FOCUS



Practitioners & patients SATISFACTION is our major goal in their strive to perfection



ABOUT CHAC TECHNOLOGY

THE PATENTED CHAC TECHNOLOGY¹ in a few words

CHAC Technology modifies and exploits the natural properties of Hyaluronic Acid (HA) in order to link Amino Acids and Vitamins **without the use of any binding agents.**



This **HA – Vitamins - Amino Acid stabilized complex** is then **an optimal vehicle** for transporting these essential nutrients to the skin.



THE PATENTED CHAC TECHNOLOGY in details

2 major steps in **SOLID PHASE** to form HMW-HA/AA/Vit macromolecular complexes¹⁻³




STEP 1: HMW-HA Matrix formation



Network made of High Molecular Weight Hyaluronic acid (HMW-HA – 3 Millions Da)

(P, T°, resting time)

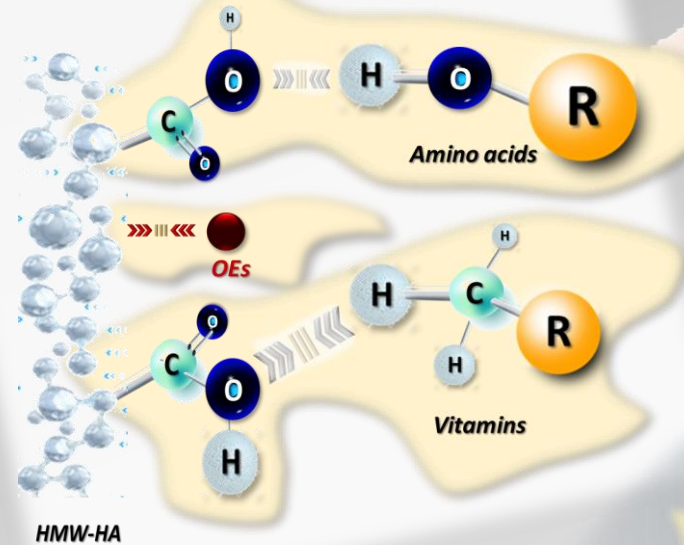


-  **Vitamins**
(hydrophilic or hydrophobic)
-  **Amino acids & peptides**
-  **Oligo-Elements (OEs)**

Depending on the formula, addition of AA, Vits and other nutrients

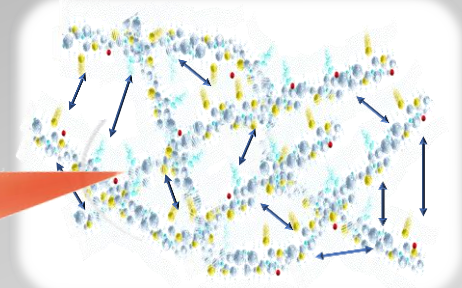
STEPS 2 & 3: Mechanical mixture & Linked specific complex formation

Weak bonds* between HMW-HA & AA/Vit/OEs



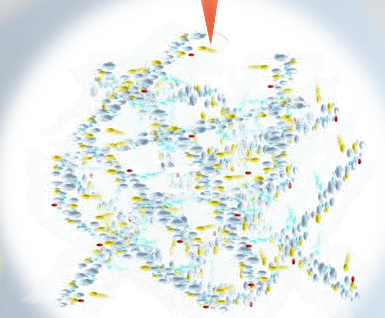
Nutrients homogeneization among HA chains

*Non-Physical attractions (Hydrogen and Van Der Walls bonds) among HA chains and added nutrients: Integration of active components into the HA chains => Formation of weak interactions => **Complex stabilization & protection**



Formation of the 3D HMW-HA macromolecular structure with integrated AA/Vitamin/OEs => **Stabilized 3D formed complex.**

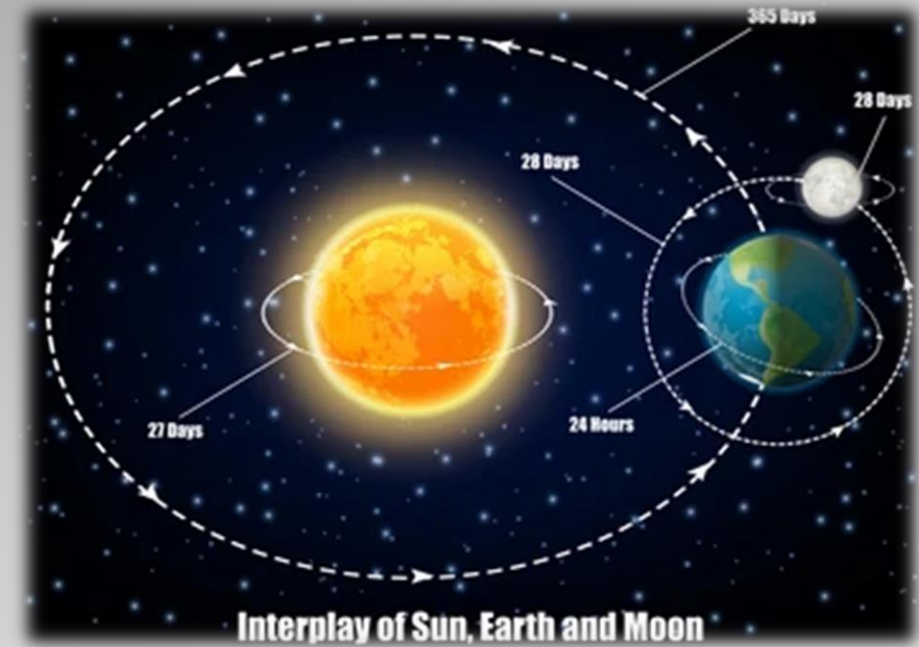
H₂O/buffer



LIQUID PHASE

Rehydration of the 3D stabilized complex =>>>> **Even more stabilization**
 (Protection of HA molecules WITHOUT any physical binding with AA/Vits/OEs)

THE PATENTED CHAC TECHNOLOGY: a comparison with what is evident to all of us




As in our solar system in which there are non-physical interactions between the Earth & the Moon (or the Sun & the Earth) which attract and protect themselves for millions of even billions years,

CHAC technology creates interactions between the HMW-HA and nutrients

=> Stabilization & Protection for more benefits

Advantages of the CHAC TECHNOLOGY¹⁻³

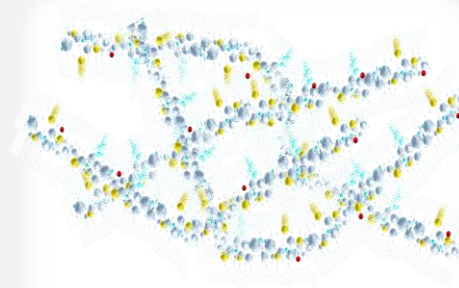
3 main advantages are carried by the supramolecular complexes formed by HMW-HA together with AA/VIT/OEs



HMW-HA - 3 Millions Da




✓ **Intrinsic structural and biological benefits** for the (ageing) skin compared with LMW-HA.



Supramolecular complex formed in **SOLID** phase



✓ **Uniform distribution** of AA, vitamins and nutrients within the complex,
✓ Integration of **both HYDROPHILIC & HYDROPHOBIC** (vitamins for instance),
✓ **No excess of added ingredients** (optimal dosing for the skin).



Supramolecular complex formed in **LIQUID** phase



✓ **Stabilized complex => slow, gradual and optimal release for active ingredients** into the skin.

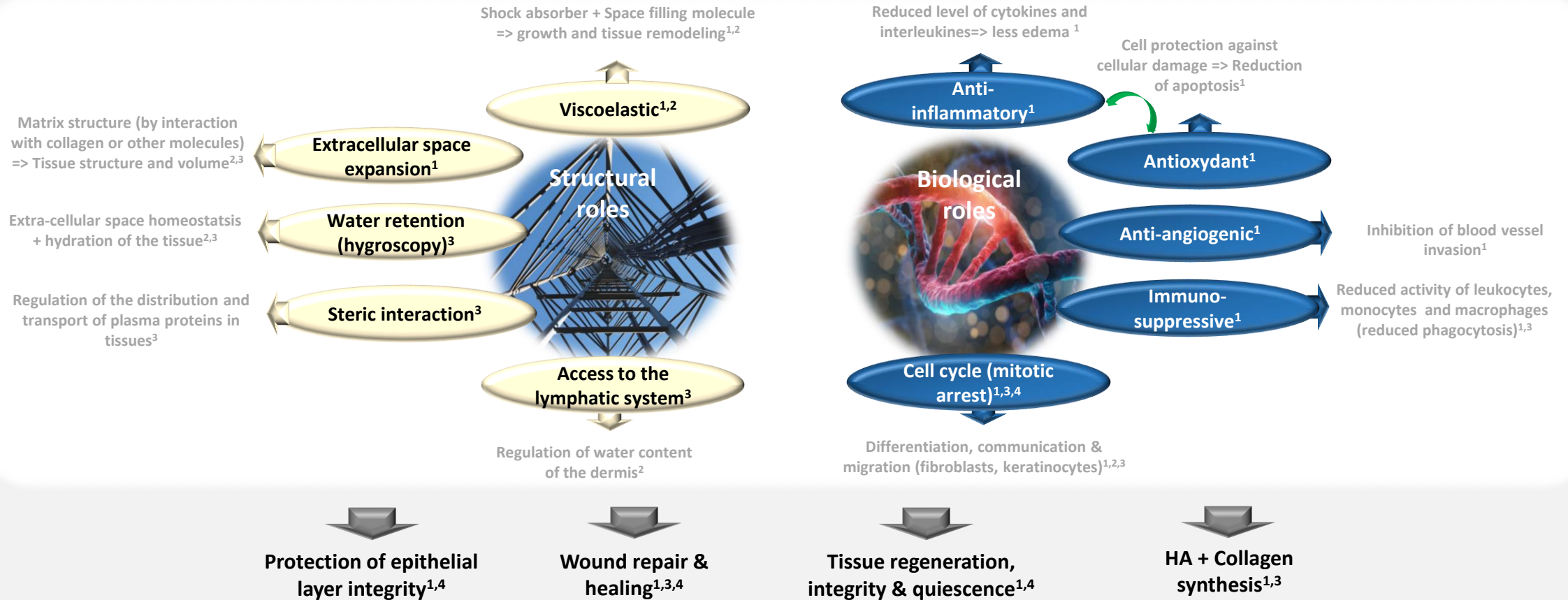


ABOUT THE BENEFITS OF THE CHAC

The technology by itself

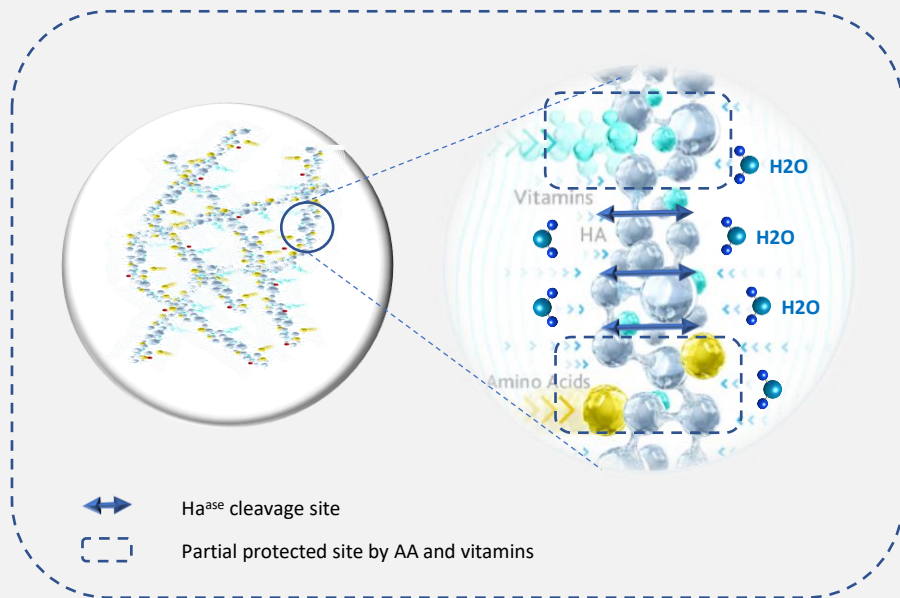
Advantages of the CHAC TECHNOLOGY: covering the (aged) skin needs

HMW-HA main physiological functions & benefits for the skin¹⁻⁴



Advantages of the CHAC TECHNOLOGY: covering the aged skin needs

BENEFITS of the CHAC TECHNOLOGY for the SKIN: an improvement of natural HMW-HA properties: a summary^{1,2}



Unique HMW-HA stabilization & optimal active ingredients distribution
(solid then liquid phase)



Integrated ingredients protect HMW-HA degradation from Ha^{ase}
(sterically hindered site)



- ✓ Improvement of active ingredients bioavailability,
- ✓ Reduction in HA degradation,
- ✓ Enhanced and long-lasting results

« CELLBOOSTER[®] complexes have the **unique benefits of an optimal skin transporting vehicle (stabilized HMW-HA) with essential nutrients effective delivery for noticeable longer-lasting results** »

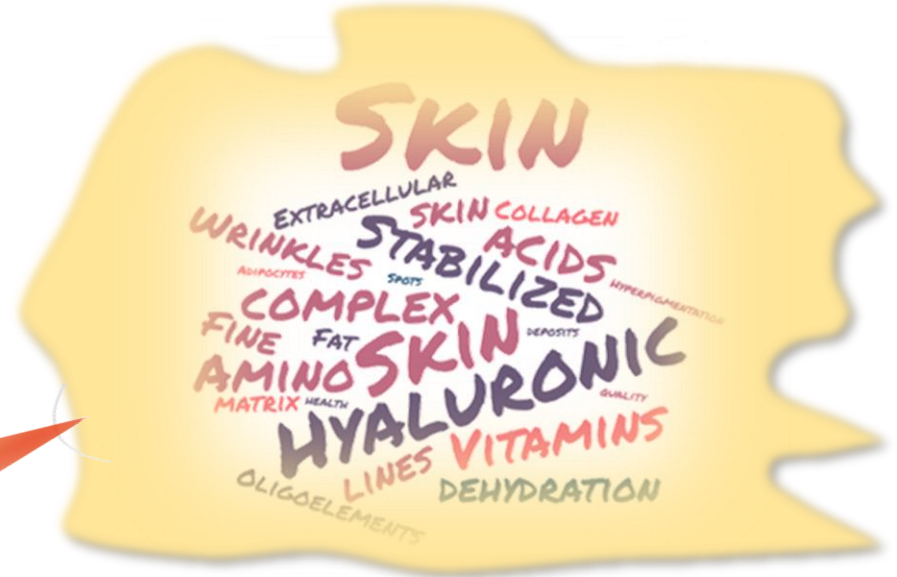


*CELLBOOSTER® advantages and
benefits for your patients*

Just one thing to know & to recall: CELLBOOSTER® are made for everyone depending on their skin needs

CELLBOOSTER® products benefit everybody whatever their age: ameliorate skin health and state depending on patient needs

Our skin is the most relevant sign of our health and well being



However, with our current lifestyle & as we are aging day after day



Our skin undergoes major changes at every step of our life
 (starting from mid 20s'-30s')

Sun exposure,
 Unhealthy diet,
 Alcohol & smoke,

Pollutants,
 Medicine/drugs,
 Stress,

And many other factors...

Any issue that the patients can meet and have (i.e., wrinkles, dehydration, fat deposits, hyperpigmentation & hair loss)



With 4 specific & well thought formula, potentialized with the CHAC technology, CELLBOOSTER® products are the ANSWER to their needs

CHAC technology
CELLBOOSTER®

LIFT



- ✓ Skin redensification
- ✓ Lifted and smoothed wrinkles
- ✓ Improved skin tone & microcirculation

GLOW



- ✓ Reduced hyperpigmentation
 - ✓ Improved skin tone
 - ✓ Deeply hydrated skin
- ✓ Protected skin against environment aggressions

SHAPE



- ✓ Local fat & double chin reduced
- ✓ Liquid retention decreased
- ✓ Lymphatic drainage

HAIR



- ✓ Hair growth acceleration
- ✓ Scalp nourishment & fortified follicles
- ✓ Hair loss and graying prevention

What kind of products are CELLBOOSTER®?

CELLBOOSTER® = THE NEW GENERATION OF SKIN BOOSTERS: a summary

- *Medical Device - Class III*
- *CE mark*
- *SWISS MADE*
- *INJECTABLE STABILIZED BOOSTER COMPLEXES
(HA – AA/Vitamins/Oligo-elements)*
- *Born from the PATENTED CHAC TECHNOLOGY*



In a few more details

CHAC technology
CELLBOOSTER®

LIFT

INDICATIONS:

- Moderate skin depression, loss of firmness or laxity (facial tissue & contours),
- Fine lines & wrinkles,
- Atrophic scars, post acne, striae,
- Dehydrated skin, visible dryness,
- Loss of skin tone & microcirculation,
- Couperose.

TREATMENT AREAS:

- Epidermis and dermis of:
- Face,
 - Neck,
 - Decollete area,
 - Back of the hands,
 - Internal face of the arms,
 - Body.

COMPOSITION:

Stabilized
HYALURONIC ACID 18 mg

- VITAMINS
- Riboflavin (B2)
 - Sodium Ascorbyl Phosphate (C)
 - Tocopherol (E)
 - Biotin

- AMINO-ACIDS
- Arginine
 - Glycine
 - Lysine
 - Proline
 - Valine



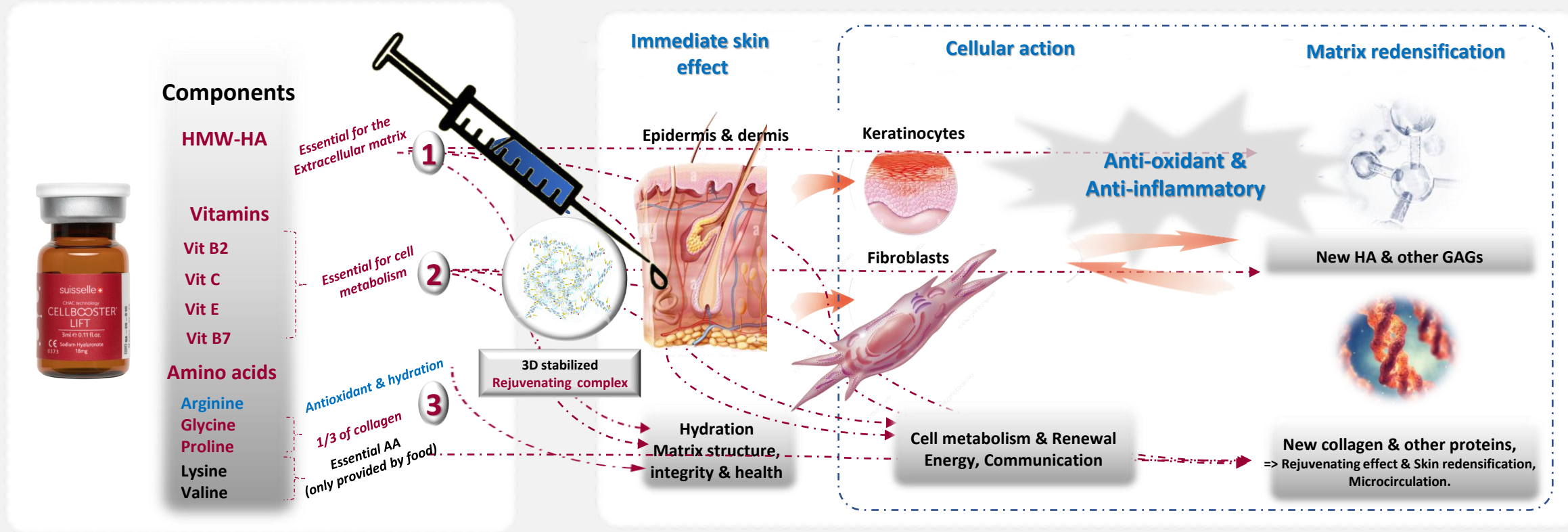
REJUVENATING COMPLEX
CHAC technology



- ✓ Lifts & Smoothes Wrinkles
- ✓ Skin Redensification
- ✓ Skin Tone & Microcirculation Improvement

LIFT & skin rejuvenation

HMW-HA together with AA and vitamins to afford benefits to the skin from the inside
working together to rejuvenate derm cells metabolism and extracellular matrix¹⁻¹²



Components

HMW-HA

Vitamins

Vit B2

Vit C

Vit E

Vit B7

Amino acids

Arginine

Glycine

Proline

Lysine

Valine



CELLBOOSTER®

LIFT

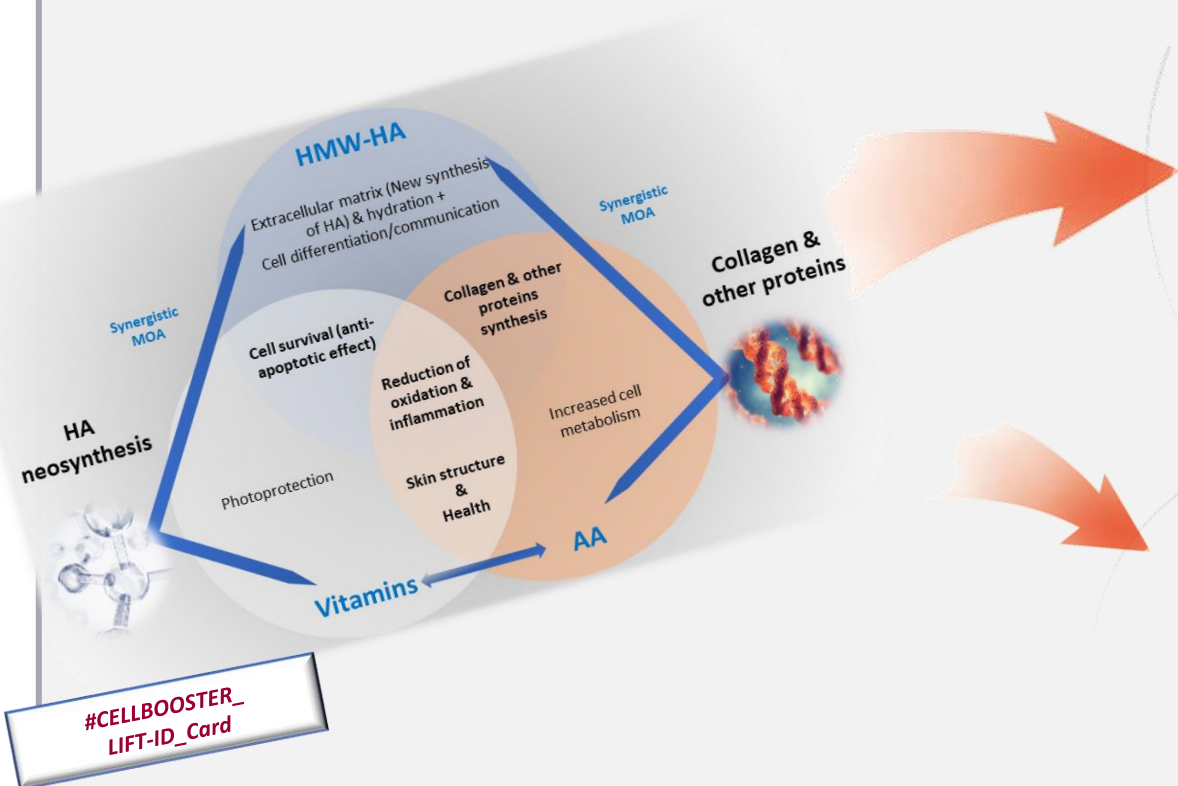
Working the skin from its inside cells & matrix to get a full rejuvenating cure and care

1. Hou Y & Wu G. Adv Nutr 2018;9:849–851. 2. Amirrah IN *et al.* Biomedicines. 2022; 10: 2307. 3. Murakami H *et al.* Amino Acids. 2012; 42: 2481-9. 4. Arginine at a glance. Available at the address: <https://www.paulaschoice.fr/fr/arginine/ingredient-arginine.html>. 5. What Amino Acids are in Collagen? Is the profile unique?. Available at the address: <https://cbsupplements.com/cc/collagen-amino-acids-profile/>. 6. How Vitamin B Can Help Support Healthy Skin. Available at the address: <https://www.simplysupplements.co.uk/healthylife/health-and-beauty/vitamin-b-for-skin>. 7. Telang PS. Indian Dermatology Online Journal. 2013; 4 (2): 143-6. 8. Monjotin N & Tenca G. Microvascular research. 2022; 139: 104274. 9. Pinnell SR. The Yale Journal of Biology and Medicine. 1985; 58: 553-9. 10. Murad S *et al.* PNAS. 1981; 78(5): 2879-82. 11. Dikici S. GU J Sci. 2023. 12. Keen MA. Indian Dermatology Online Journal. 2016: 311-5.



Synergistic action of stabilized active components

HMW-HA together with AA and vitamins to afford benefits to the skin from the inside
 working together to rejuvenate derm cells metabolism and extracellular matrix¹⁻¹²




#CELLBOOSTER_LIFT-ID_Card

Wrinkles & skin tone



After 4 procedures with 2-3 weeks intervals




 DR. NATALIA MIKHAYLOVA, MD, PhD
 Dermatologist, Aesthetic Physician
 Switzerland

Acne scars



2 subcutaneous and 2 intradermal injections




 DR. MESUT AYDIN
 Aesthetic Physician
 Türkiye

CELLBOOSTER® **LIFT** For effective, visible and long-lasting results

1. Hou Y & Wu G. Adv Nutr 2018;9:849–851. 2. Amirrah IN *et al.* Biomedicines. 2022; 10: 2307. 3. Murakami H *et al.* Amino Acids. 2012; 42: 2481-9. 4. Arginine at a glance. Available at the address: <https://www.paulaschoice.fr/fr/arginine/ingredient-arginine.html>. 5. What Amino Acids are in Collagen? Is the profile unique?. Available at the address: <https://cbsupplements.com/cc/collagen-amino-acids-profile/>. 6. How Vitamin B Can Help Support Healthy Skin. Available at the address: <https://www.simplysupplements.co.uk/healthylife/health-and-beauty/vitamin-b-for-skin>. 7. Telang PS. Indian Dermatology Online Journal. 2013; 4 (2): 143-6. 8. Monjotin N & Tenca G. Microvascular research. 2022; 139: 104274. 9. Pinnell SR. The Yale Journal of Biology and Medicine. 1985; 58: 553-9. 10. Murad S *et al.* PNAS. 1981; 78(5): 2879-82. 11. Dikici S. GU J Sci. 2023. 12. Keen MA. Indian Dermatology Online Journal. 2016: 311-5.

In a few more details

CHAC technology
CELLBOOSTER®

GLOW

INDICATIONS:

- Hyperpigmentation,
- Incipient Aging (fine lines and wrinkles),
- Dry skin,
- Sun-damaged and environmentally compromised skin,
- Uneven skin tone.

TREATMENT AREAS:

Epidermis and dermis of:

- Face,
- Neck,
- Decollete area,
- Back of the hands,
- Internal face of the arms,
- Body.

Stabilized
HYALURONIC ACID
18 mg

VITAMINS
• Sodium Ascorbyl
Phosphate (C),
• Biotin.



AMINO-ACIDS
• Cysteine,
• Glycine,
• Lysine,
• Proline,
• Valine.
PEPTIDE
• Glutathione.

REVITALIZING COMPLEX
CHAC technology



- ✓ Improves skin tone,
- ✓ Reduces hyperpigmentation,
- ✓ Deeply hydrates the skin

GLOW



& skin hyperpigmentation and tone

suisselle 
beauty • science • innovation

MOA
(skin hyperpigmentation & health)

HMW-HA, L-Cysteine, Glutathione and Vitamin C
working together to improve Skin tone and reduces its hyperpigmentation¹⁻¹⁴

Components



HMA-HA

Essential for the Extracellular matrix

Vitamins

Vit C

Vit B7

Essential for cell metabolism

Amino acids & peptide

Glycine

Proline

Lysine

Valine

1/3 of collagen

Essential AA (only provided by food)

Cysteine

Glutathione

Antioxidant & lightening effect

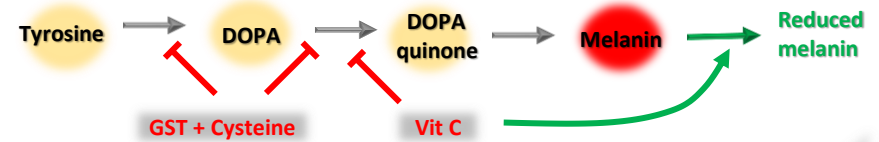
Immediate skin effects

Epidermis & dermis



Hydration
Matrix structure, integrity & health

Cellular action => Melanin reduction (lightening effect)

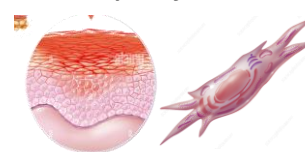


Spot reduction / Skin tone improvement

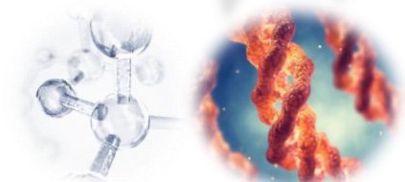
Anti-oxidant & Anti-inflammatory

Cellular action => Matrix redensification

Keratinocytes & fibroblasts



Cell metabolism & Renewal
(Energy, Communication)



New HA, new collagen/other proteins

CELLBOOSTER® **GLOW** Reduces hyperpigmentation while hydrating/nourishing & revitalizing the skin

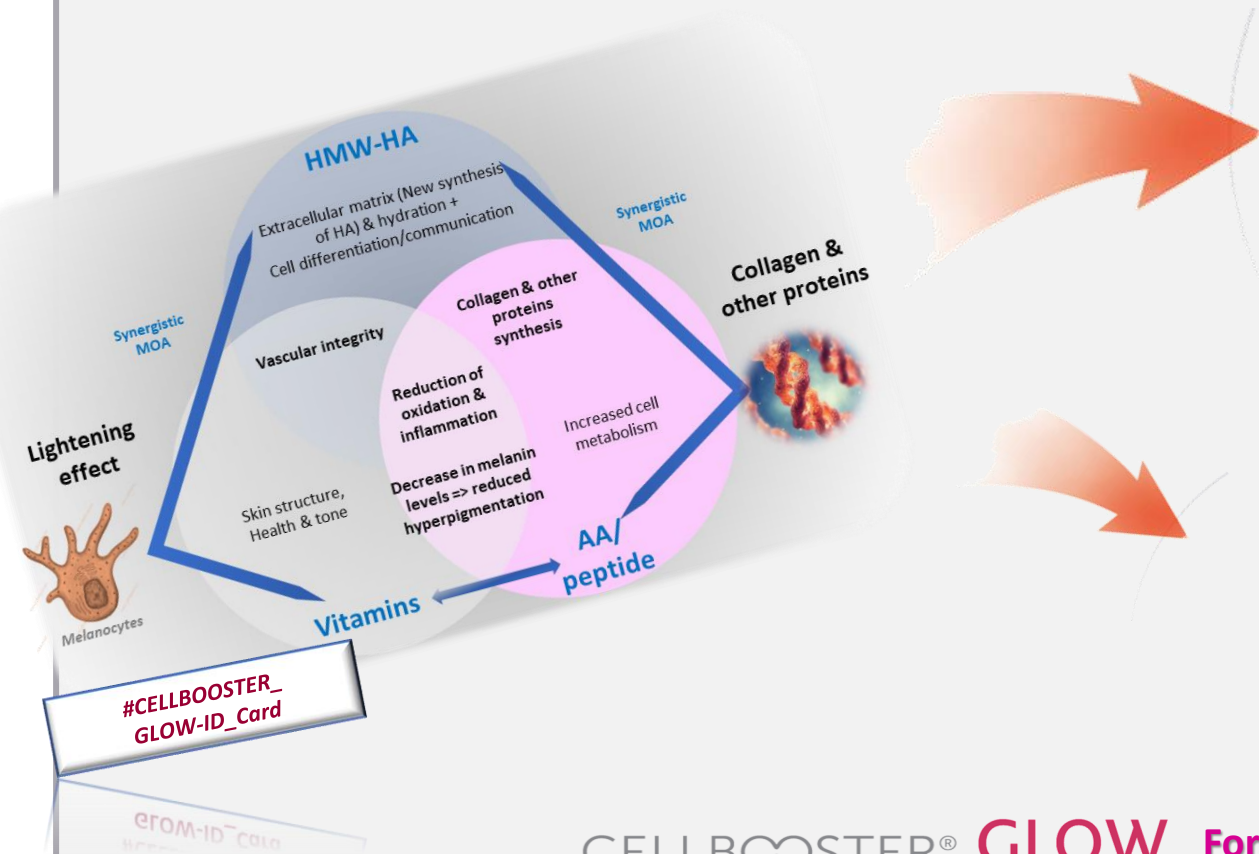
1. Hou Y & Wu G. Adv Nutr 2018;9:849–851. 2. Amirrah IN *et al.* Biomedicines. 2022; 10: 2307. 3. Murakami H *et al.* Amino Acids. 2012; 42: 2481-9. 4. What Amino Acids are in Collagen? Is the profile unique?. Available at the address: <https://cbsupplements.com/cc/collagen-amino-acids-profile/>. 5. How Vitamin B Can Help Support Healthy Skin. Available at the address: <https://www.simplysupplements.co.uk/healthylife/health-and-beauty/vitamin-b-for-skin>. 6. Telang PS. Indian Dermatology Online Journal. 2013; 4 (2): 143-6. 7. Monjotin N & Tenca G. Microvascular research. 2022; 139: 104274. 8. Pinnell SR. The Yale Journal of Biology and Medicine. 1985; 58: 553-9. 9. Murad S *et al.* PNAS. 1981; 78(5): 2879-82. 10. Dikici S. GU J Sci. 2023. 11. Taira N *et al.* Int J Mol Sci. 2018; 19: 1144. 12. Gandhi G *et al.* Pigment Int. 2021; 8: 144-52. 13. Malathi M & Thappa DM Indian Journal of Dermatology and Leprology. 2013; 79(6): 842-6. 14. Ando H *et al.* Journal of Investigate Dermatology. 2007; 127: 751-61.

GLOW



& skin hyperpigmentation and tone

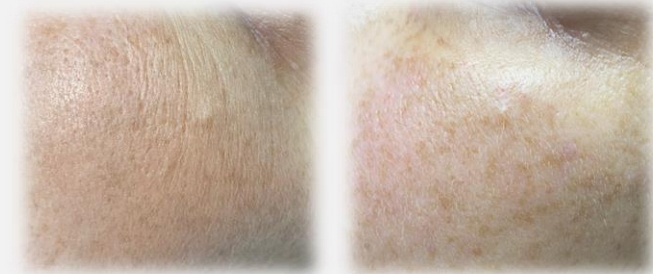
HMW-HA, L-Cysteine, Glutathione and Vitamin C
 working together to improve skin tone and reduces its hyperpigmentation¹⁻¹⁴



DR. GABRIEL SIQUIER
 Aesthetic physician,
 Netherlands & Spain



Dr. MARCO CERRANO
 Aesthetic Physician
 Switzerland



CELLBOOSTER® **GLOW** For effective, visible and long-lasting results

^{1.} Hou Y & Wu G. *Adv Nutr* 2018;9:849–851. ^{2.} Amirrah IN *et al.* *Biomedicines*. 2022; 10: 2307. ^{3.} Murakami H *et al.* *Amino Acids*. 2012; 42: 2481-9. ^{4.} What Amino Acids are in Collagen? Is the profile unique?. Available at the address: <https://cbsupplements.com/cc/collagen-amino-acids-profile/>. ^{5.} How Vitamin B Can Help Support Healthy Skin. Available at the address: <https://www.simplysupplements.co.uk/healthylife/health-and-beauty/vitamin-b-for-skin>. ^{6.} Telang PS. *Indian Dermatology Online Journal*. 2013; 4 (2): 143-6. ^{7.} Monjotin N & Tenca G. *Microvascular research*. 2022; 139: 104274. ^{8.} Pinnell SR. *The Yale Journal of Biology and Medicine*. 1985; 58: 553-9. ^{9.} Murad S *et al.* *PNAS*. 1981; 78(5): 2879-82. ^{10.} Dikici S. *GU J Sci*. 2023. ^{11.} Taira N *et al.* *Int J Mol Sci*. 2018; 19: 1144. ^{12.} Gandhi G *et al.* *Pigment Int*. 2021; 8: 144-52. ^{13.} Malathi M & Thappa DM *Indian Journal of Dermatology and Leprology*. 2013; 79(6): 842-6. ^{14.} Ando H *et al.* *Journal of Investigate Dermatology*. 2007; 127: 751-61.

CHAC technology
CELLBOOSTER®

SHAPE

INDICATIONS:

- Local fat accumulation,
- Sagging skin,
- Double chin,
- Fat cheeks,
- Eye bags,
- Water retention,
- Puffiness, edema,
- Cellulite.

TREATMENT AREAS:

- Subcutaneous layers of (also dermis):
- Face,
 - Neck,
 - Décolleté area,
 - Back of the hands,
 - Internal face of the arms,
 - Body.

COMPOSITION:

Stabilized
HYALURONIC ACID 18 mg

VITAMINS

- Sodium Ascorbyl Phosphate (C)



AMINO-ACIDS
• L-Carnitine

RESHAPING COMPLEX
CHAC technology

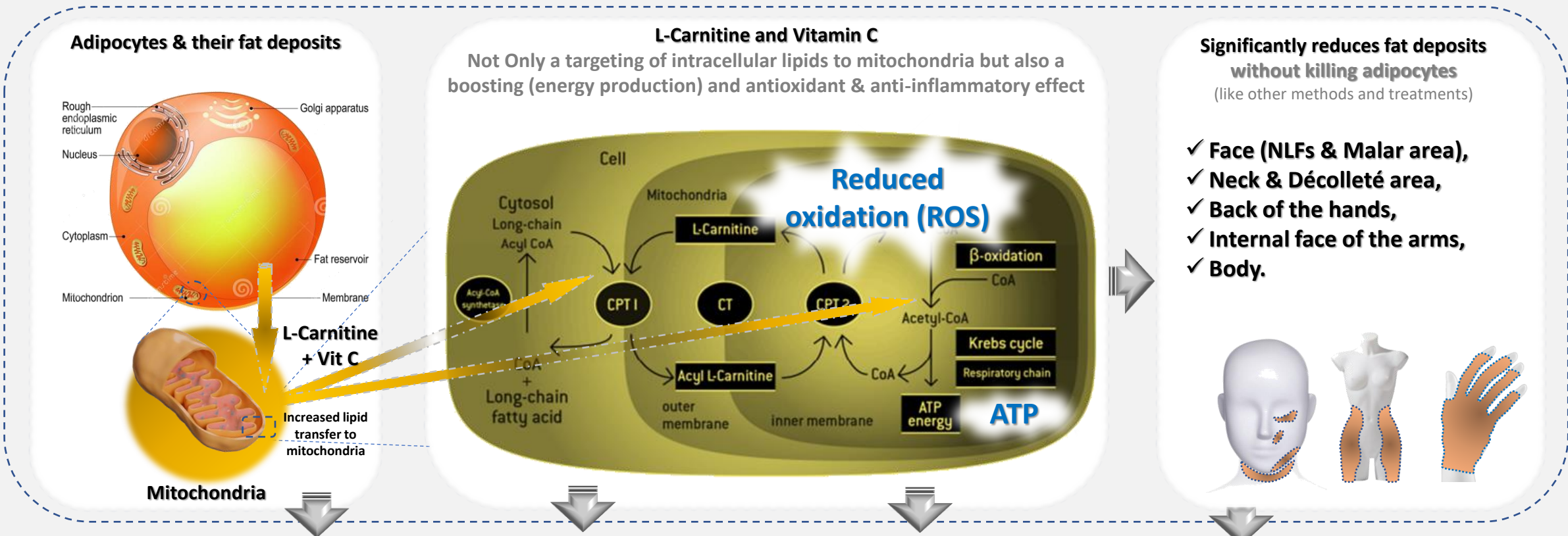


- ✓ LOCAL FAT & DOUBLE CHIN REDUCED
- ✓ LIQUID RETENTION DECREASED
- ✓ LYMPHATIC DRAINAGE

MOA
 (fat deposit reduction)

SHAPE & lipid reduction

L-Carnitine, together with Vitamin C will allow a physiological reduction in fat deposits in adipocytes, working by “eating” the fat to transform it in proper energy (ATP) for the cells¹⁻³



CELLBOOSTER® **SHAPE** ABLE to transform FAT INTO ENERGY in areas where it counts

1. Flanagan JL *et al.* Nutrition & Metabolism. 2010; 7(30): 1-14. 2. Agarwal A *et al.* Reproductive Biology and Endocrinology. 2018; 16(5): 1-18. 3. Fielding R *et al.* Nutrients. 2018; 10(349): 1-17.

SHAPE & lymphatic drainage

HMW-HA together with Carnitine and vitamin C help lymphatic drainage and fight fluid retention

Carnitine

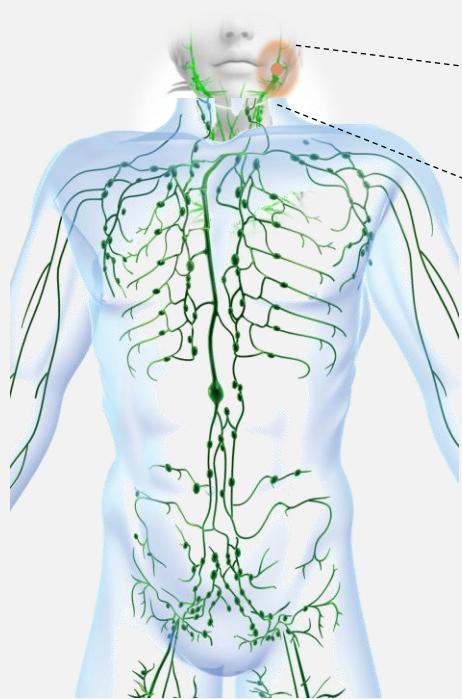
- ✓ Enhances **lymphangiogenesis** through fatty acid β -oxidation,¹
- ✓ Participates in cell volume and **fluid balances in all tissues**,²
- ✓ Enhances **lymphatic absorption of fat**,³
- ✓ **Anti-edema, antioxidant & anti-inflammatory** actions.^{4,5}

Vitamin C

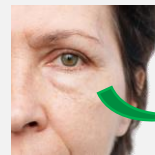
- ✓ **Lymphotonic** (anti-edema) & **venotonic** activities,⁶
- ✓ Enhances collagen synthesis via fibroblast activation
 => **structural support to the lymphatic system**,⁷⁻⁹
- ✓ **Antioxidant and anti-inflammatory**.¹⁰

HMW-HA

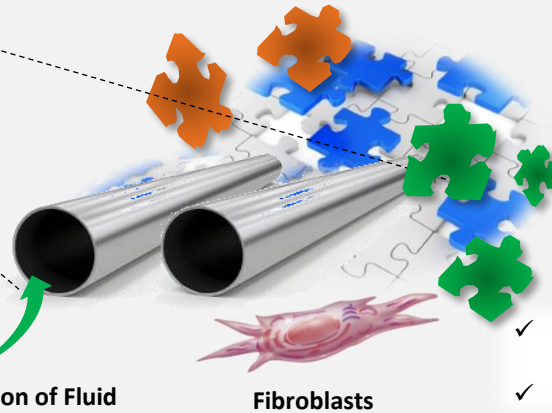
- ✓ HA & collagen production via fibroblast => **epithelial cell layer protection, skin regeneration**,^{11,12}
- ✓ **Antioxidant and anti-inflammatory**.^{11,12}



Dermal lymphatic system



Reduction of Fluid retention (swelling)



Fibroblasts



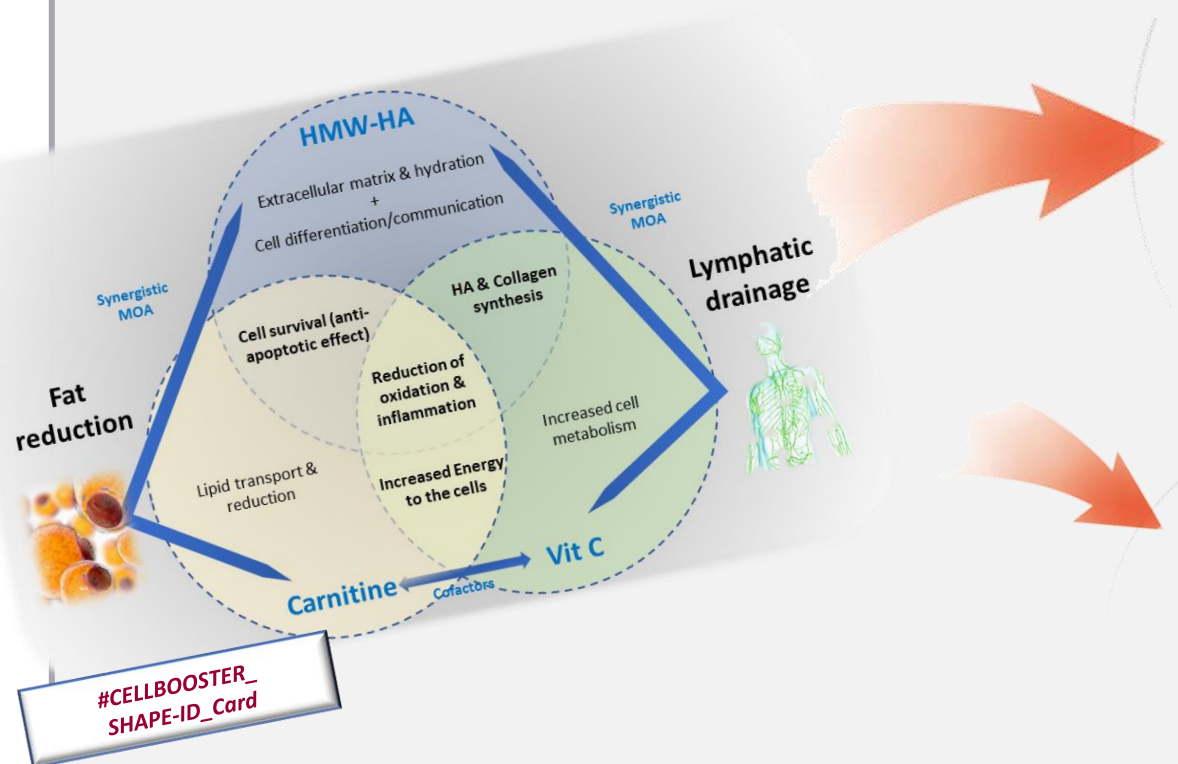
CELLBOOSTER® **SHAPE** Supports the lymphatic system to reduce fluid retention

SHAPE

Synergistic action of HMW-HA with Carnitine/Vit C

HMW-HA, L-Carnitine and Vitamin C work together

To improve lipid reduction, lymphatic drainage – a boost of subcutaneous cells & system¹⁻¹⁴



#CELLBOOSTER_SHAPE-ID_Card

Fat reduction



3 sessions



DR. MARCO CERRANO
 MD, Aesthetic Physician
 Switzerland

Lymphatic drainage



1 session / 1 vial + After 15 day - Apriline® NORMAL: 1 session / 1 syringe



DR. MANUEL PIETRO PEREZ
 Aesthetic Physician
 Spain

CELLBOOSTER® **SHAPE** For effective, visible and long-lasting results

1. Mendoza G *et al.* Mini-Reviews in Medicinal Chemistry. 2009; 9: 1479-88. 2. Anderegg U *et al.* Experimental Dermatology. 2014; 23: 295-303. 3. Laurent TC & Fraser RE. FASEB Journal.1992; 6: 2397-404. 4. Stern R *et al.* European Journal of Cell Biology. 2006; 85: 699-715. 4. Agarwal A *et al.* Biology and Endocrinology. 2018: 16-5. 5. Fielding R *et al.* Nutrients. 2018; 10 (349): 1-17. 6. Flanagan JL *et al.* Nutrition & Metabolism. 2010; 7(30): 1-14. 7. Zou W *et al.* J. Nutri. 2005; 135: 753-6. 8. Wong BW *et al.* Developmental cell. 2018; 45: 289-301. 9. Alhasaniah AH *et al.* Saudi Journal of Biological Science. 2023; 30: 103555. 10. What is the best vitamin for the lymphatic system? Available at the address: <https://www.calendar-canada.ca/faq/what-is-the-best-vitamin-for-the-lymphatic-system>. 11. Monjotin N & Tenca G. Microvascular research. 2022; 139: 104274. 12. Pinnell SR. The Yale Journal of Biology and Medicine. 1985; 58: 553-9. 13. Murad S *et al.* PNAS. 1981; 78(5): 2879-82. 14. Dikici S. GU J Sci. 2023.

CHAC technology
CELLBOOSTER®

HAIR

INDICATIONS:

- Non cicatricial alopecia,
- Alopecia areata,
- Androgenic alopecia,
- Damaged hair shaft (brittle, dull color, split ends),
- Premature graying,
- Seborrhea, psoriasis.

TREATMENT AREAS:

- Epidermis and dermis of:
- The scalp (near hair roots according to the mesotherapy applied technique).

COMPOSITION:

Stabilized
HYALURONIC ACID 18 mg

VITAMINS

- Niacin
- Pantothenic Acid (B5)
- Pyridoxine (B6)
- Biotin (B7)
- Cyanocobalamin (B12)
- Rutin



AMINO-ACIDS

- Arginine
- Cysteine
- Glutamine
- Glycine
- Lysine

COPPER

ZINC

STRENGTHENING COMPLEX
CHAC technology



- ✓ **Nourishes the scalp and fortifies follicles,**
- ✓ **Accelerates hair growth,**
- ✓ **Prevents hair loss and graying.**

MOA
 (fighting hair loss)

HAIR



Hair follicle & growth strengthening

HMW-HA, AA, vitamins and other micronutrients
 working together to improve hair metabolism & strength¹⁻¹²

Anti-oxidant &
 Anti-inflammatory

Components

HMA-HA

Essential for the
 Extracellular matrix

Vitamins

Vit B3, B5,
 B6, B7, B12

Essential for cell
 metabolism

Amino acids

Glycine

Lysine
 Cysteine

1/3 of collagen
 Essential AA
 (only provided by food)

Arginine
 Glutamine

Antioxidant & hydration

Oligoelements

Zinc
 Copper
 Rutin

Essential for cell
 metabolism



Immediate skin effects

Epidermis & dermis



Hydration
 Matrix structure,
 integrity & health

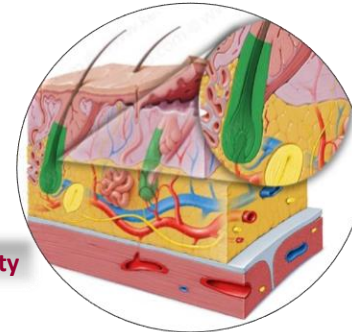
Hair actions

Hair growth improvement

- **Vit B12** => oxygen-rich blood cells => hair growth
- **Vit B6**: major role in cell metabolism => help to integrate AA into the hair building process

Hair fiber strengthening & hair vitality

- **AA**: improve hair quality
 - Strong antioxidant effects,
 - Replenish key structural elements,
 - Hydration,
 - nutrients to the hair follicles and bulb.



Hair loss & graying prevention

- **Vit B3** => anti-oxidant for ROS involved in hair ageing
- **Vit B5**: prevents hair graying, restore their natural color
- **Zinc & copper + Vit B7**: sebaceous gland activity regulation => prevent premature graying

Epidermis & dermis repair

- **HMW-HA + AA + Vit**: improve dermis & skin
 - New HA & collagen synthesis,
 - Hydration,
 - Increased cell metabolism and rejuvenation.

CELLBOOSTER® **HAIR** Improving hair follicle metabolism and strength on the long run

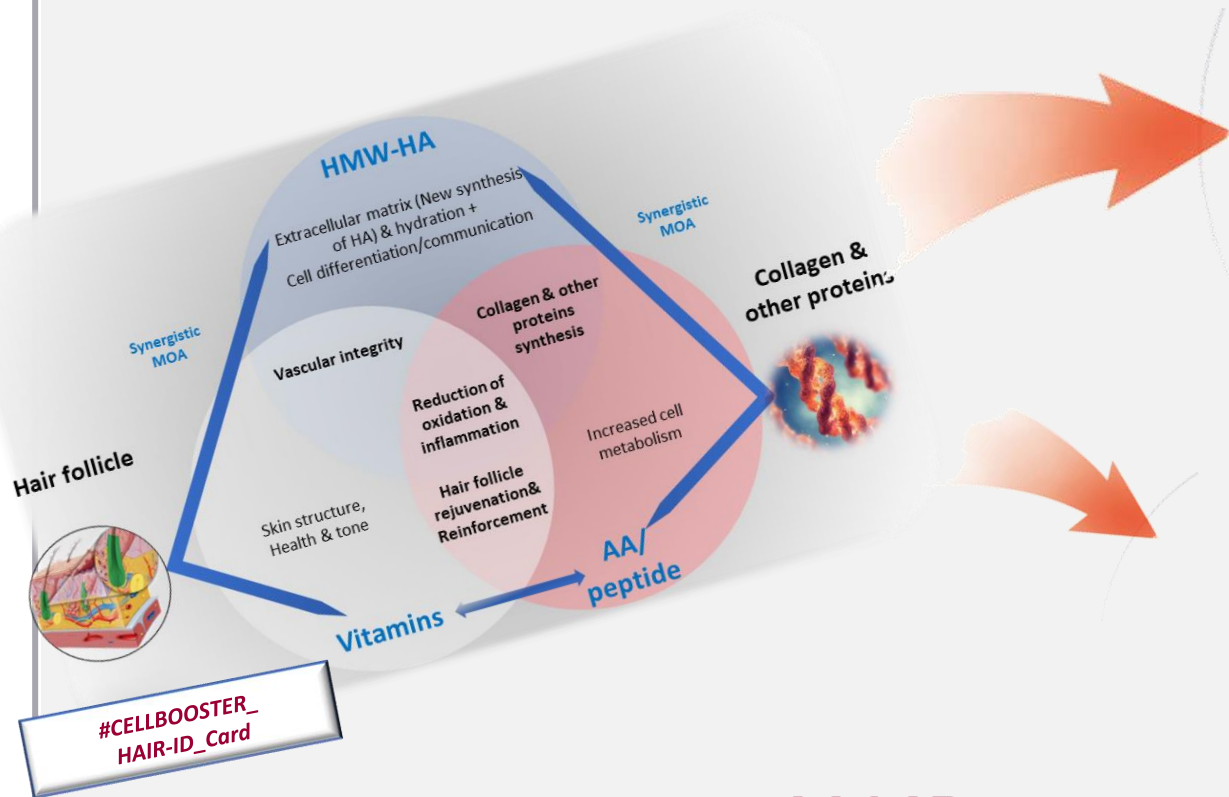
1. Hou Y & Wu G. Adv Nutr 2018;9:849–851. 2. Amirrah IN *et al.* Biomedicines. 2022; 10: 2307. 3. Murakami H *et al.* Amino Acids. 2012; 42: 2481-9. 4. What Amino Acids are in Collagen? Is the profile unique?. Available at the address: <https://cbsupplements.com/cc/collagen-amino-acids-profile/>. 5. How Vitamin B Can Help Support Healthy Skin. Available at the address: <https://www.simplysupplements.co.uk/healthylife/health-and-beauty/vitamin-b-for-skin>. 6. Semalty M *et al.*, . Journal of Dermatological Treatment. 2010: 1-10. 7. Choi SJ *et al.* International Journal of Molecular Medicine. 2016; 38: 357-63. 8. Rajput R. J Nutrition Supplement and Effective Management. 2018; 6(3): 1-11. 9. Almohanna HM *et al.* Dermatol Ther. 2018. 10. Bassino E *et al.* Int J Mol Sci. 2020; 523. 11. Labrozzi A. Hair Ther Transplant. 2020; 10: 1-6. 12. Liu G *et al.* Animal Nutrition. 2021: 1162-72.

HAIR



Hair follicle & growth strengthening

HMW-HA, AA, vitamins and other micronutrients
 working together to improve hair metabolism & strength¹⁻¹²



Alopecia



4 sessions (3 weeks interval)



DR. MARIAM TEDIASHVILI
 Aesthetic physician,
 Georgia



DR. GABRIEL SIQUIER
 Aesthetic physician,
 Netherlands & Spain

Seborrheic dermatitis



#CELLBOOSTER_
 HAIR-ID_Card

CELLBOOSTER® **HAIR** Improving hair follicle metabolism and strength on the long run

1. Hou Y & Wu G. Adv Nutr 2018;9:849–851. 2. Amirrah IN *et al.* Biomedicines. 2022; 10: 2307. 3. Murakami H *et al.* Amino Acids. 2012; 42: 2481-9. 4. What Amino Acids are in Collagen? Is the profile unique?. Available at the address: <https://cbsupplements.com/cc/collagen-amino-acids-profile/>. 5. How Vitamin B Can Help Support Healthy Skin. Available at the address: <https://www.simplysupplements.co.uk/healthylife/health-and-beauty/vitamin-b-for-skin>. 6. Semalty M *et al.*, . Journal of Dermatological Treatment. 2010: 1-10. 7. Choi SJ *et al.* International Journal of Molecular Medicine. 2016; 38: 357-63. 8. Rajput R. J Nutrition Supplement and Effective Management. 2018; 6(3): 1-11. 9. Almohanna HM *et al.* Dermatol Ther. 2018. 10. Bassino E *et al.* Int J Mol Sci. 2020; 523. 11. Labrozzi A. Hair Ther Transplant. 2020; 10: 1-6. 12. Liu G *et al.* Animal Nutrition. 2021: 1162-72.

CHAC technology

CELLBOOSTER®

suisselle 
beauty ■ science ■ innovation

Now that we saw the benefits of each product, let's see together how to get the best of CELLBOOSTER®



Injection protocol & combination treatments

...For the best of your patients



@suisselle.pro

CHAC technology
CELLBOOSTER®

Protocol and additional benefits



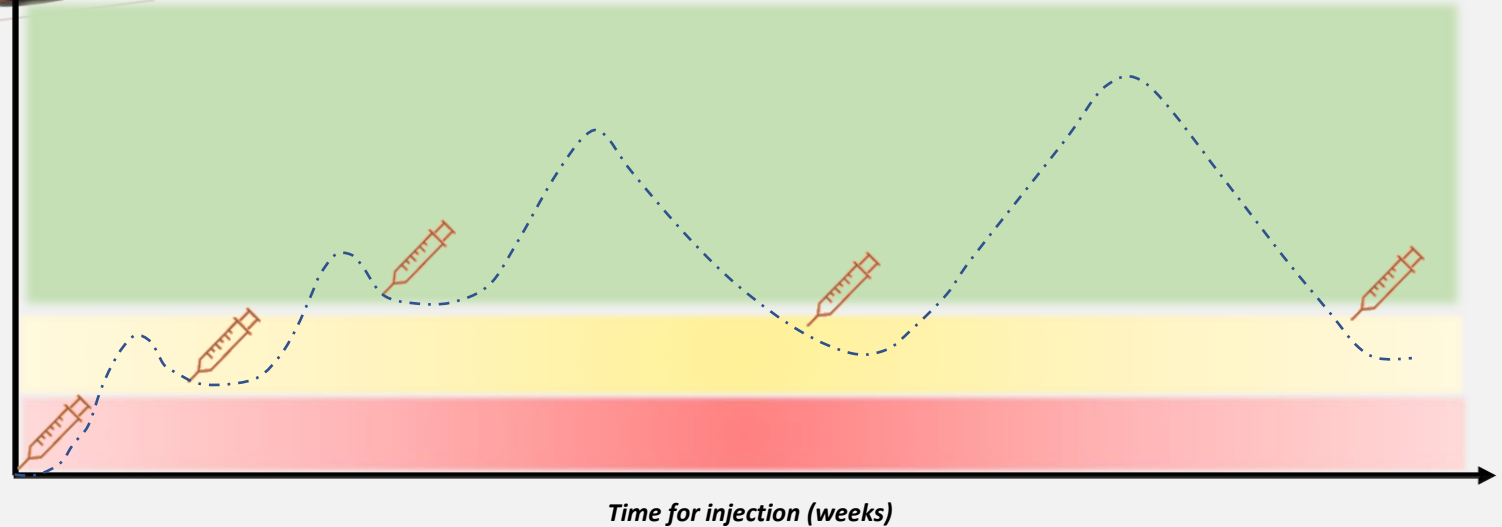
Whatever your goals & objectives. **We recommend:**

- An acute phase of treatment (3 injections, 2-3 weeks apart for Lift, Shape & Glow – 6 Injections for Hair),
 - Followed by a maintenance treatment every 1 or 2 months (depending on patients needs)
- so that we gain in efficacy and maintain the benefits for your patients!!!

Can also be combined together, with other fillers and BtoA

For the best of your patients

Expected result and benefits for patients
(Example for Lift, Glow and Shape)



Injection schedule and protocol (depending on every patient)

Acute phase



Maintenance phase





CHAC technology
CELLBOOSTER®

***The NEW GENERATION OF
SKIN BOOSTERS***